

Before and After – Practical Activities

Advice and ideas



Maths
Provide sequencing images. Ask children to order the images and label them with key time vocabulary. Are there different ways the pictures can be sequenced or labelled?

Writing
Ask children to draw or write a timetable for their day at school, then a weekend day. Split the timetable into morning, afternoon and evening and discuss when each event happens

Maths



Order the events.



first

next

then

finally




VF

Writing



Make a timetable.

Morning	Afternoon	Evening



VF

Before and After – Practical Activities

Advice and ideas

Tuff Tray

Provide items for planting seeds. Ask children to each plant a seed, recording the instructions as they go. Encourage them to use key time vocabulary when explaining the steps.

Home Corner

Add a range of baby clothes to the home corner. Ask children to dress their baby, discussing the order they will follow. Which item needs to go on first? Which item will go next?

Tuff Tray



Write instructions to plant a seed.



1. First, fill the pot with soil.
2. Next, plant a seed in the soil.



Classroom
secrets★

VF

Home Corner



Dress a baby.



Classroom
secrets★

VF

Before and After – Practical Activities

Advice and ideas

Creative

Provide the children with a folded piece of paper. Using water colours, ask the children to paint the same scene in the morning and in the evening. Discuss the differences.


Outdoor

Ask children to work in pairs to make a mud pie. One child can give instructions and the other can follow. Encourage the use of key time vocabulary when giving instructions.

Creative



Paint a morning and an evening.



Classroom
secrets★

VF

Outdoor



Make a mud pie.



Classroom
secrets★

VF