

Count Objects to 100 – Practical Activities

Advice and ideas

Maths

Children will roll two dice. The first dice will generate the number of tens. The second dice will generate the number of ones. They then count the total number of counters onto ten frames to represent the number they have rolled.

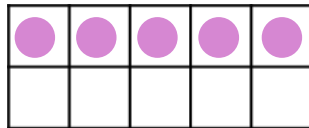
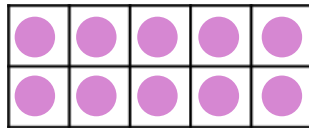
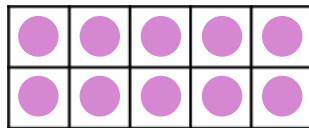
Construction

Provide number cards representing numbers 1 to 100. Children pick a card and count the same number of building bricks. Encourage children to count their bricks by stacking them in groups of tens.

Maths

123

Count counters onto ten frames.




Classroom secrets★

VF

Construction



Build a number.



Classroom secrets★

VF

Count Objects to 100 – Practical Activities

Advice and ideas

Sand

Provide number cards representing numbers 1 to 100. Children will choose a number card. They will count the correct number of tens into labelled buckets, and place the ones in the sand.


Outdoor

Place a selection of numbers to 30 around the outdoor area. Working in pairs, ask children to find a number card and then use outdoor objects to create the number. Encourage children to group their objects into tens and ones.

Sand



Count shells.




VF

Outdoor



Find and make the number.



VF

Count Objects to 100 – Practical Activities

Advice and ideas

Snack

In the snack area, ask children to organise the snack by counting out the appropriate number of items for the class. Prompt children to group things into tens to support counting.


Fine Motor

Provide pieces of string and beads in two different colours. Children thread the beads onto the string, ten in one colour and the next ten in the other colour to make a bead string. Children then use their bead string to show different numbers.

Snack

123

Count snack for the class.

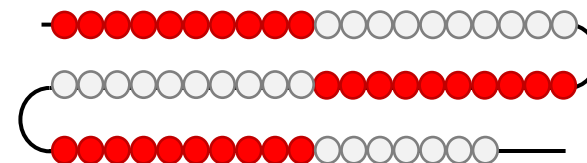


VF

Fine Motor



Make a bead string.



57



VF